

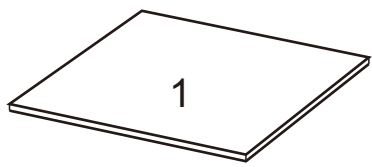
Gebrauchsanweisung Klettergerüst Indoor LIO

Designed in Germany

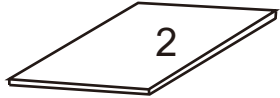
Wichtig:

FÜR SPÄTERE BEZUGNAHME


AUFBEWAHREN. SORGFÄLTIG LESEN!




490 x 490 x 20 mm (1x)




400 x 250 x 17 mm (1x)



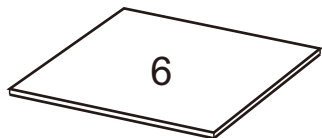
490 x 400 x 17 mm (1x)



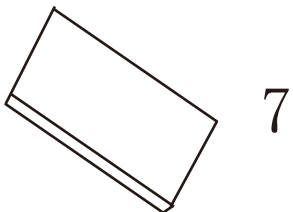
400 x 290 x 17 mm (1x)




310 x 310 x 17 mm (1x)



310 x 310 x 17 mm (1x)



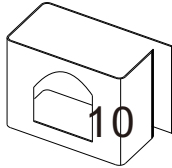
280 x 170 x 17 mm (1x)



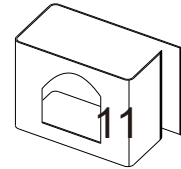
1x




1x



1x



1x



215 mm (4x)



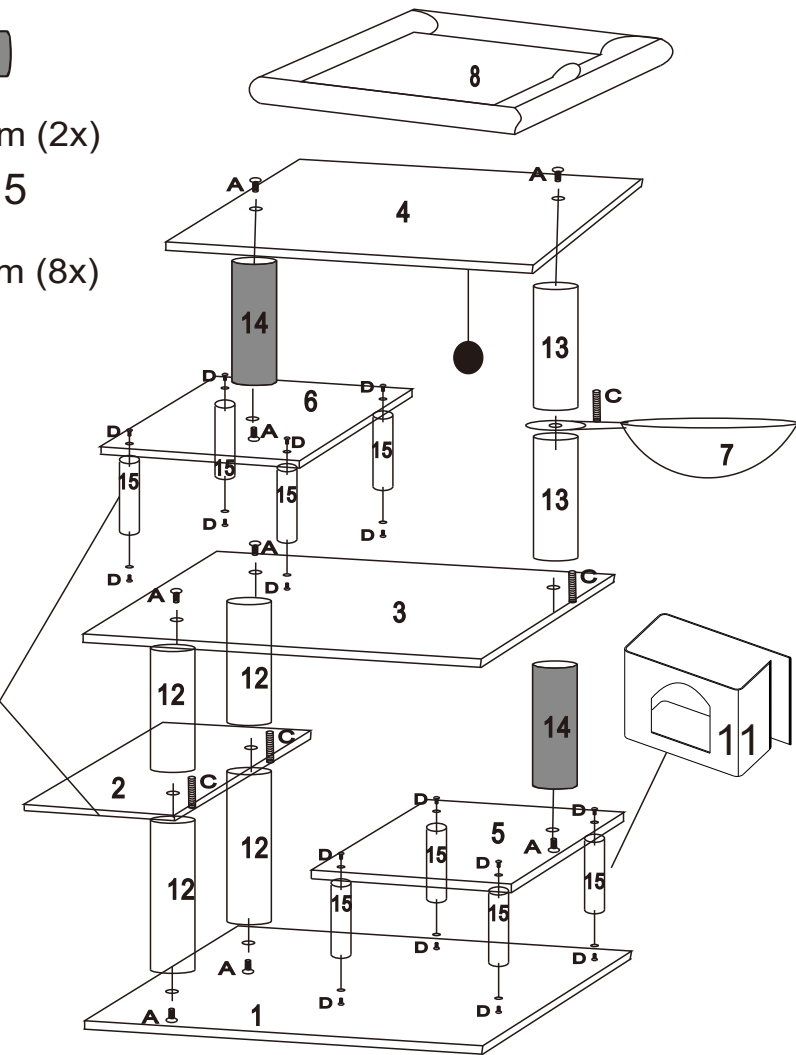
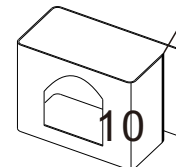
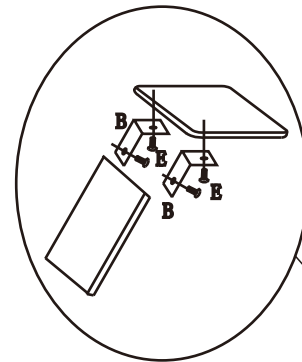
220 mm (2x)



215 mm (2x)



215 mm (8x)



Zubehör	Größe	Menge
A	8 x 35 mm	8
B	----	2
C	8 x 80 mm	4
D	6 x 35 mm	16
E	6 x 16 mm	4
F	5 mm	1

